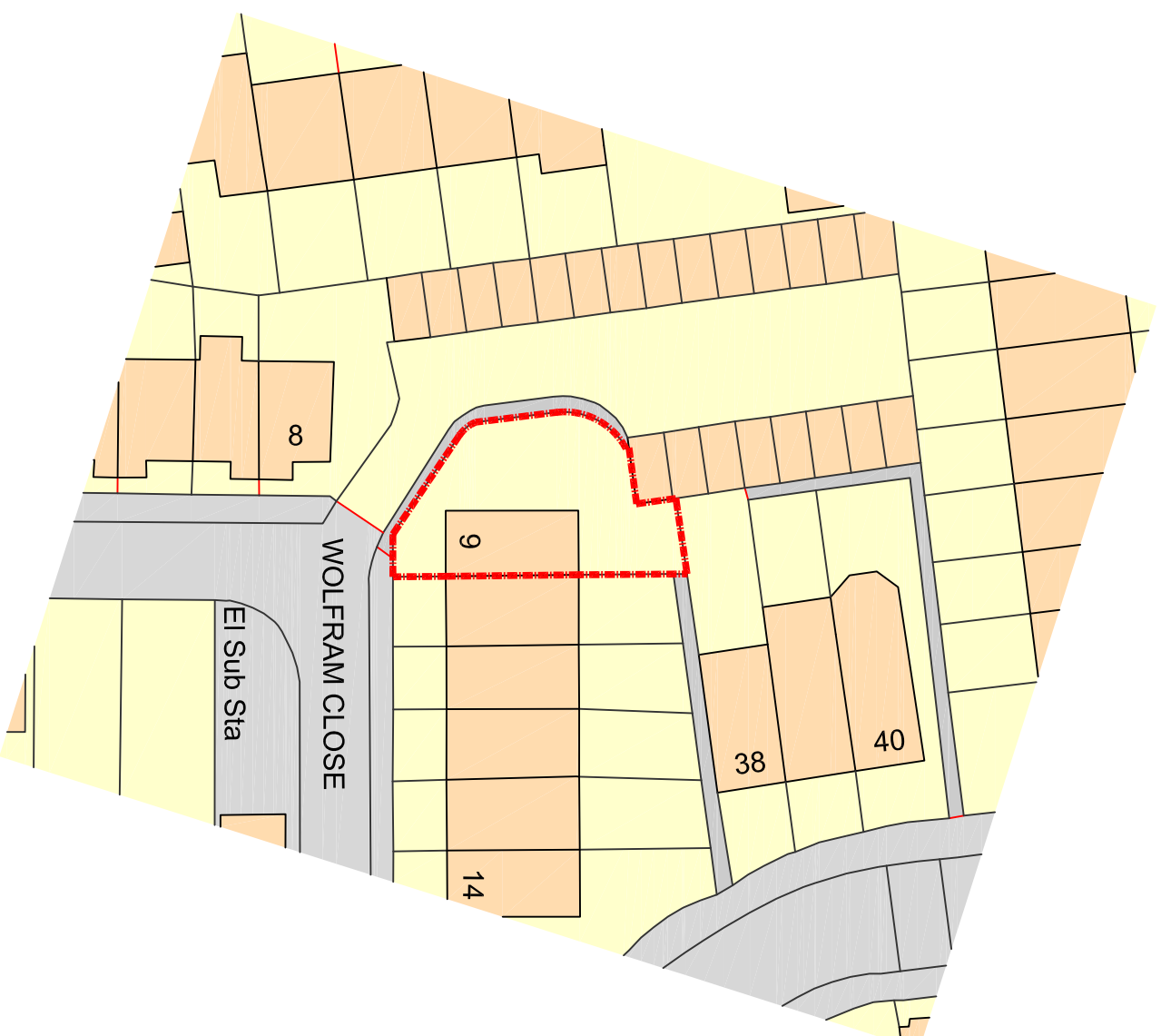
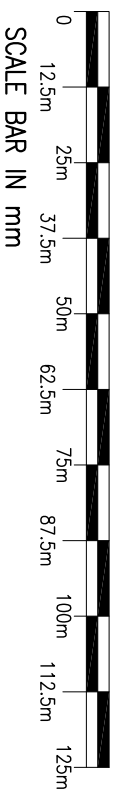
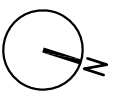


Ordnance Survey, (c) Crown Copyright 2018. All rights reserved. Licence

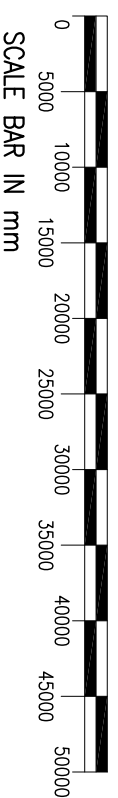
1 SITE LOCATION PLAN

SCALE 1:1250



2 BLOCK PLAN

SCALE 1:500



Unspecified dimensions are not to be scaled off this drawing. If dimensions or details on these drawings conflict with other drawings, the drawings shall prevail. The contractor is responsible for checking that these dimensions, in the event of discrepancies between this drawing and subcontractor's working drawings for relevant building components, immediately to Marienne Pachonick Architects. This drawing is the reproduction of the original drawing and shall be used without written permission. All dimensions are in millimetres unless otherwise stated.

MARIENNE PACHONICK ARCHITECTS
 272 POKKHURST RISE BR4 0AX | 07825067240

Client **MR HESLOP & MS BRENNAN**

Project **9 WOLFRAM CLOSE**
SE13 5QR

Title **SITE LOCATION PLAN**
& BLOCK PLAN

Scale **VARIOUS A3** Date **20.12.2018**

Issue Status

PLANNING

Stages C-D (Design)

By	MP	CHK	MP	MP	Appr.
Drawing Number	M1830	001	F2	Rev.	